

SERPE tonda

F = Ferro **A** = Alluminio **O** = Ottone ***** = Saldata

F = Iron **A** = Aluminium **O** = Brass ***** = Welded

O 275



Ø catena
1.20 mm

O 602



Ø catena
1.50 mm con
zigrinatura
obliqua

O 276



Ø catena
1.45 mm

O 174



Ø catena
1.60 mm

O 137



Ø catena
1.90 mm

O 138



Ø catena
2.40 mm

O 140



Ø catena
3.20 mm

SERPE tonda

F = Ferro **A** = Alluminio **O** = Ottone ***** = Saldata

F = Iron **A** = Aluminium **O** = Brass ***** = Welded

O 163



Ø catena
4.00 mm

O 172



Ø catena
5.00 mm

O 161



Ø catena
6.50 mm

F 256












O 162



Ø catena
8.00 mm

SERPE quadra

F = Ferro A = Alluminio O = Ottone * = Saldata
F = Iron A = Aluminium O = Brass * = Welded

O 277		1.20 mm
O 278		1.40 mm
O 301		1.60 mm
O 207		2.00 mm
O 279		2.40 mm
O 141		3.00 x 2.50 mm
O 171		4.00 mm
O 208		5.00 mm
O 793		D4L 4.00 mm
O 794		D4L 5.00 mm
O 945		6.00 mm

SERPE piatta

F = Ferro **A** = Alluminio **O** = Ottone ***** = Saldata

F = Iron **A** = Aluminium **O** = Brass ***** = Welded

O 139



4.00 x 2.00 mm

O 142



6.00 x 2.00 mm

O 173



8.00 x 2.00 mm

O 206




10.00 x 3.00 mm

O 449



schacciata
3.00 x 0.50 mm

O 312



schacciata
3.80 x 0.50 mm

O 235



schacciata
5.00 x 0.65 mm

O 236



schacciata
5.50 x 0.80 mm

O 310



schacciata
7.50 x 1.00 mm

SERPOLINA

F = Ferro A = Alluminio O = Ottone * = Saldata
F = Iron A = Aluminium O = Brass * = Welded

O 902



D4L
mm 2.30 X 2.10

O 903



D4L
mm 2.80 X 2.70

O 904



D4L
mm 3.20 X 3.10

O 905



D4L
mm 3.80 X 3.60

O 906



D4L
mm 4.30 X 4.20

O 907



D4L
mm 4.80 X 4.60